
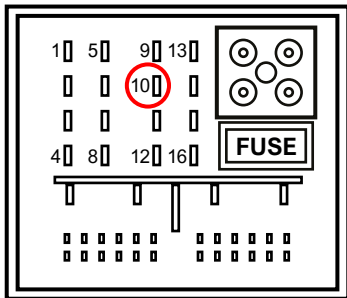


AUD-11R-3G Instruction Manual

Components




MMI DATA Pin Specification



MMI 3G Plus & MMI 3G Head Unit Original Main-Harness

Pin # 10 : MMI Data (Yellow/White) or (Light Green)

HS CAN HIGH & LOW <A4, A5, A6, A7, A8, Q7>



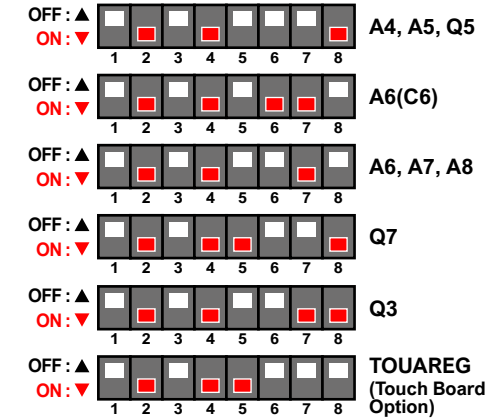
* 20-Pin Connector of Climate controller

Pin # 4 : CAN HIGH (Orange/Blue) or (Orange/Light Green)
Pin # 5 : CAN LOW (Orange/Brown)

* The number of connector pins and the arrangement of CAN data may be different depending on the vehicle models.



DIP Switch Setting



UNIVERSAL MULTIMEDIA SYSTEM
CAR VIDEO PIP INTERFACE WITH NAVI HDMI

■ BZL-ECS06-1G	BENZ-ECS LVDS (06~09)	■ CVI-100N	SANTAFE TYPE (~2014)
■ BZSD-09-2G	BENZ TTL (2009)	■ CVI-200R-1G	GENESIS/EQUUS DIS1
■ BZR-S10-3G	BENZ-S ROUND (10~14)	■ CVI-200R-2G	GENESIS/EQUUS 7" INT
■ BZR-EC12-4G	BENZ-EC ROUND(12~15)	■ CVI-200R-3G	DIS2 TYPE (~2014)
■ BZR-ECS16-5G	BENZ-ECS ROUND(2014~)	■ CVI-300R-4G	GENESIS DH/K7 TYPE(2015~)
■ BZR-E17-6G	BENZ-E COAXIAL(2017~)	■ CVI-800D-6G	PALISADE NAVI
■ BW-10R-4P-2G	BMW ROUND (2010~2012)	■ CVI-50G-MOZEN	Grandeur HG/K7 Mozen(~2012)
■ BW-13R-6P-3G	BMW ROUND (2013~)	■ CVI-AN-MAL8	ALL NEW MALIBU8*/IMPALA
■ AUD-11R-2G	AUDI ROUND (2011~)	■ FD-S3-3G	FORD SYNC3
■ AUD-16R-3G	AUDI ROUND (2016~)		

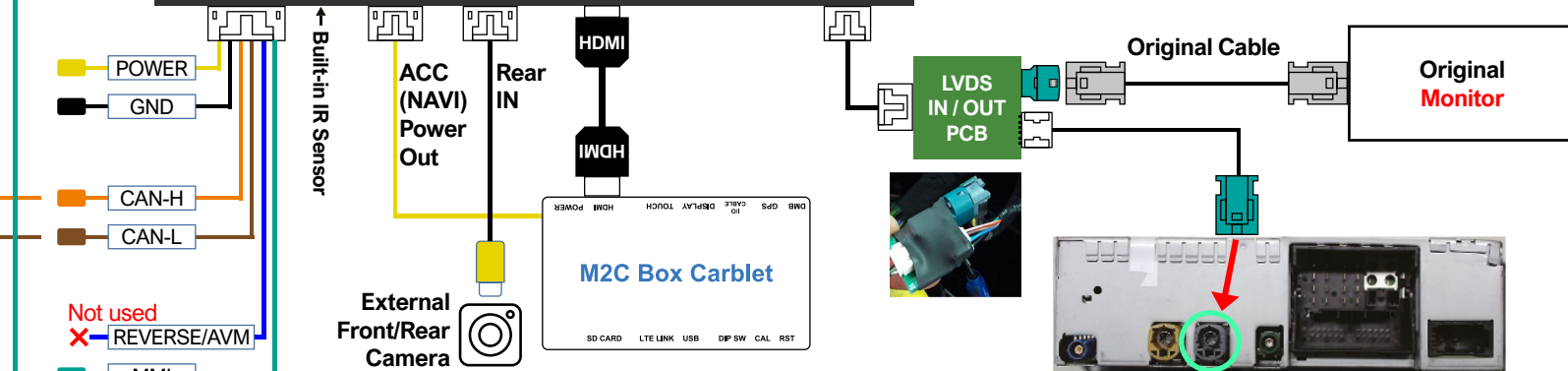
Activation by original buttons



<NAVI> Button :
Long press : PIP - ON / OFF.
Short press : Switch screen, PIP OFF.

<CAR> Button :
Long press : Move PIP Position.

Other Button :
When PIP is OFF, switch screen to original screen.



MMI 3G & 3G+ Head Unit (OEM)