

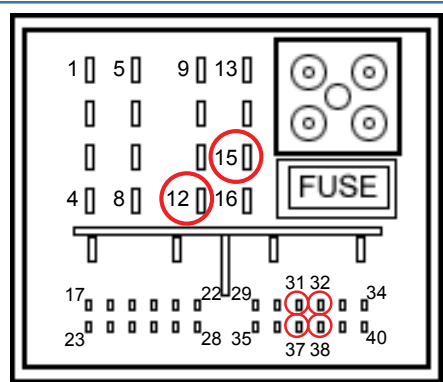
# Can Mouse V.1 Instruction Manual

|                      |                |
|----------------------|----------------|
| Model Name           | Can Mouse V.1  |
| Latest Firmware Date | 2015 - 10 - 15 |
| Manual Version       | Rev. 1.0       |
| Release Date         | 2015 - 10 - 15 |



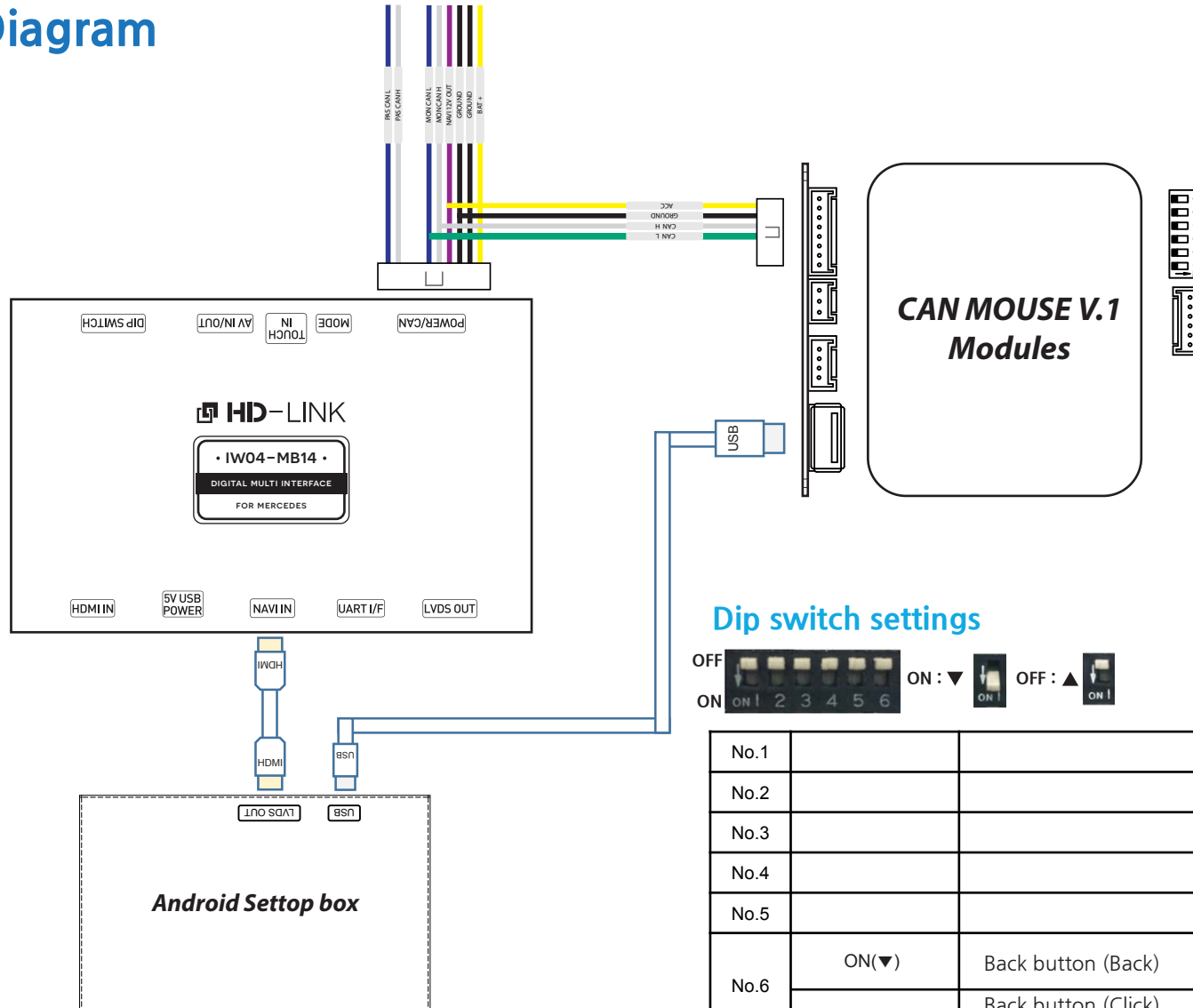
## Full Installation Diagram

※ CAN HIGH / LOW Pin Specification




COMAND APS NTG 5.0  
Original Main-Harness

- Pin # 12 = GND(Brown)
- Pin # 15 = B+ POWER(Red)
- Pin # 31 = PAS CAN LOW(Yellow)
- " (Brown) \*CLS-Class
- Pin # 37 = PAS CAN HIGH(Yellow/White)
- " (Brown/Red)\*CLS-Class
- Pin # 32 = MON CAN LOW(Black)
- Pin # 38 = MON CAN HIGH(Black / White)



### Dip switch settings



|      |        |   |
|------|--------|---|
| No.1 |        |   |
| No.2 |        |   |
| No.3 |        |   |
| No.4 |        |   |
| No.5 |        |   |
| No.6 | ON(▼)  | Back button (Back)                      |
|      | OFF(▲) | Back button (Click),<br>★ button (Back) |

# METHOD OF USE



## Click

Touch two times



## Two-finger scroll

Slide two fingers up or down the touch pad to scroll through documents, websites, and more.



## Swipe to navigate

Touch one time and sliding

Flip through web pages, documents, and more like thumbing pages in a book.

Manufactured by

**MICROCITY**

Distributed by

**INDIWORK**  
INDIVIDUAL WORKSHOP

# METHOD OF USE



## Click

Press back button



## Back

Press back button  
Tap to return to the previous screen



## Back

Press back button  
Tap to return to the previous screen



Manufactured by

**MICROCITY**

Distributed by

**INDIWORK**  
INDIVIDUAL WORKSHOP