


# BZR-ECS14-5G Instruction Manual

## Components



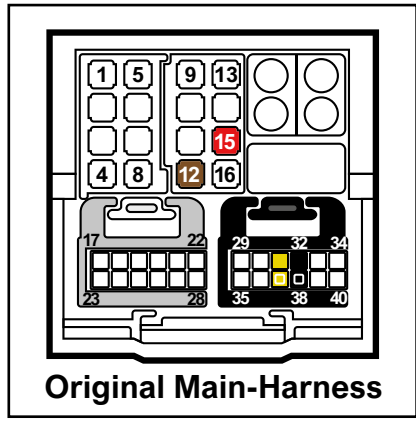
## Activation by original buttons



**\* BENZ S-CLASS – Control with original buttons.**  
 <NAVI> Button : Switch screen to Android or original screen.  
 <BACK> Button Double Click : PIP – ON / OFF.  
 Other Button : Switch screen to original screen.

**\* BENZ S-CLASS – Slide control method via touch pad.**  
 Slide A : Switch screen (When PIP is ON, the PIP OFF)  
 Slide B : PIP – ON / OFF.  
 <Bookmark> Button Double Click : Move PIP Position.

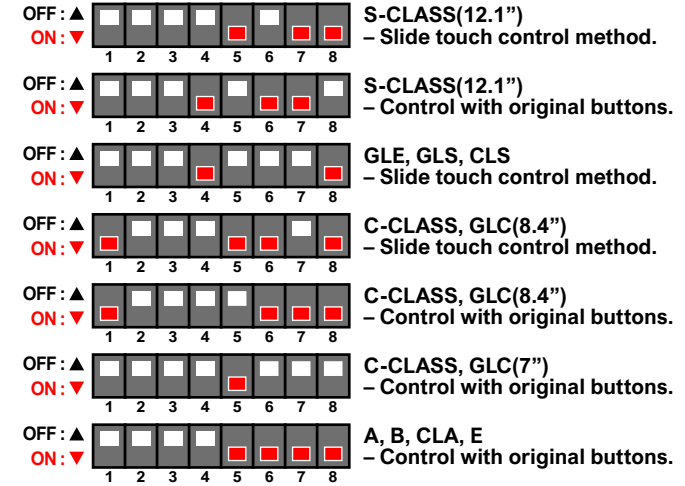
**\* Other models except S-CLASS. – Control with original buttons.**  
 <BACK> Button : Long press : Switch screen to Android.  
 Short press : Switch screen to OEM Original Mode.  
 <Bookmark> Button Double Click : PIP – ON / OFF.



UNIVERSAL MULTIMEDIA SYSTEM  
CAR VIDEO PIP INTERFACE WITH NAVI HDMI

■ BZL-ECS06-1G	■ BENZ-ECS LVDS (06-09)	■ CVI-100N	■ SANTA FE TYPE (~2014)
■ BZSD-09-2G	■ BENZ TTL (2009)	■ CVI-200R-1G	■ GENESIS/EQUUS DJIS1
■ BZR-S10-3G	■ BENZ-S ROUND (10~14)	■ CVI-200R-2G	■ GENESIS/EQUUS 7" INT
■ BZR-EC12-4G	■ BENZ-EC ROUND(12~15)	■ CVI-200R-3G	■ DIS2 TYPE (~2014)
■ BZR-ECS16-5G	■ BENZ-ECS ROUND(2014~)	■ CVI-300R-4G	■ GENESIS DH/K7 TYPE(2015~)
■ BZR-E17-6G	■ BENZ-E COAXIAL(2017~)	■ CVI-800D-6G	■ PALISADE NAVI
■ BW-10R-4P-2G	■ BMW ROUND (2010~2012)	■ CVI-50G-MOZEN	■ Grandeur HG/K7 Mozen(~2012)
■ BW-13R-6P-3G	■ BMW ROUND (2013~)	■ CVI-AN-MAL8	■ ALL NEW MALIBU8"/IMPALA
■ AUD-11R-2G	■ AUDI ROUND (2011~)	■ FD-S3-3G	■ FORD SYNC3
■ AUD-16R-3G	■ AUDI ROUND (2016~)		

## DIP Switch Setting



#15 : POWER B+(Red) ■  
 #12 : GND(Brown) ■

LCD : 8-inch or Less  
 #32 : CAN-L(Black) ■  
 #38 : CAN-H(Black/White)  

LCD : Over 8-inch  
 #31 : CAN-L(Yellow) ■  
 #37 : CAN-H(Yellow/White)  

\* Choose one of the two CAN connections.

