

BMW Easy Access Seats

Components



Module



POWER / CAN Cable

Version Information

Model Name	BMW Easy Access
Latest Firmware Date	2017 - 06 - 09
Manual Version	Rev. 1.1
Manual Release Date	2017 - 06 - 30

Manufactured by
MICROCITY

Distributed by
INDIWORK
INDIVIDUAL WORKSHOP

Dip Switch Settings



No.1	No.2	No.3	No.4	No.5	No.6	Car Models
OFF(▲)	OFF(▲)	OFF(▲)	OFF(▲)	OFF(▲)	OFF(▲)	1, 3, 4 Series(F20, F30, F32)
ON(▼)	OFF(▲)	OFF(▲)	OFF(▲)	OFF(▲)	OFF(▲)	5 Series(F10) *6-Pin LVDS(2013+)
OFF(▲)	ON(▼)	OFF(▲)	OFF(▲)	OFF(▲)	OFF(▲)	5 Series(F10) *4-Pin LVDS(-2012)
OFF(▲)	OFF(▲)	OFF(▲)	ON(▼)	OFF(▲)	OFF(▲)	2017 5 Series(G30) NBT EVO
OFF(▲)	OFF(▲)	OFF(▲)	ON(▼)	OFF(▲)	ON(▼)	2017 5 Series(G30) NBT EVO (Gentleman switch option ※ If sometimes easy access function does not work)

Easy Access 'ON-OFF' Settings



Button	Operation
Push to the Left(◁)	Push the dial to the left 5 times, quickly.

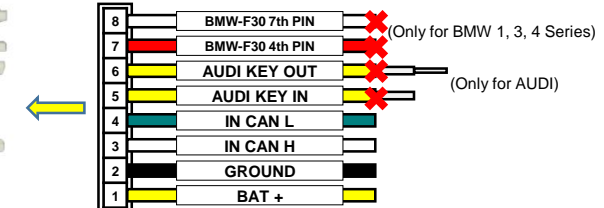
Save the seat position



Button	Function
Memory No.2(Ⓐ)	Save a comfortable position of the seat, when you get out of the car.
Memory No.1(Ⓑ)	Save a comfortable position of the seat, when you get in the car.

Driver's seat is moved between position No.1 and position No.2 automatically, when you turn on the ignition. when you turn off the ignition and open door.

Connector Specification




Installation Manual

BMW Easy Access Seats 5 Series(G30) 2017 NBT EVO








1) Remove the 'Side Step Curver' beside passenger seat




2) From under the carpet installation




- 3) ■ B+ (Red / Brown)
■ GROUND (Brown)
 < POWER Connection >



- 4) ■ CAN HIGH (Yellow / Red)
■ CAN LOW (Yellow / Red)
 < CAN HIGH / LOW Connection >





8) Driver's seat is moved to the memory position No.1(ⓑ) automatically, when you turn on the ignition.

The seat is moved back to the memory position No.2(ⓐ), when you turn off the ignition and open door