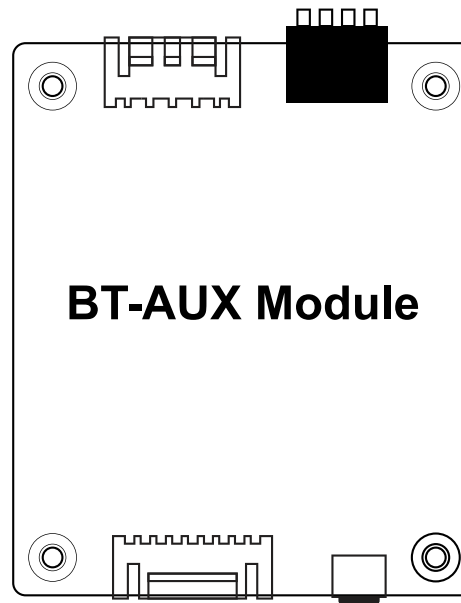


Instruction Manual

High-Definition Link for MIB2

BT-AUX



Model Name	BT-AUX
Latest Firmware Date	2018 - 10 - 08
Manual Version	Rev. 1.0
Language	English

Main Specifications

Chipset	CSR BlueCore®5-Multimedia EDR chipset
BT Standard	Bluetooth3.0+EDR, Class II
Frequency Band	2.402GHz~2.480GHz ISM Band
Profile	A2DP
Input	Aux Audio R/L IN
Power	Input Power : MAX 8V ~ 20V Consumption Power : 12 Watt Max Operating temperature range : MAX -15°C ~ 70°C
Size	Dimension : 65(L) x 75(W) x 17(H) mm Weight : 50g

Product Warranty

Thank you for purchasing our product.
We offer the warranty for 1 year from the date of purchase.

This product has been tested and have passed under our strict and qualified control.

If the failure occurred due to the carelessness of workmanship within one year after the purchase, we are responsible to repair free of charge.

• **Free service** : Manufacturing defects, When naturally occurring failures within the warranty period.

* When the warranty period has elapsed, Failure the caused by customer's mistake, Failure the caused by natural disasters.

Warranty : One years from the original date of purchase.(12 months)

Car Compatibility Chart



PORSCHE

Car Models	Production Year	Specific Models
Panamera	2017 -	- PCM 4.1
CAYENNE	2017 -	- PCM 4.0
Macan	2017 -	- PCM 4.0



VOLVO

Car Models	Production Year	Specific Models
Volvo XC60	2017 -	
Volvo S90,V90,XC90	2017 -	



Range Rover

Car Models	Production Year	Specific Models
VELAR	2017 -	



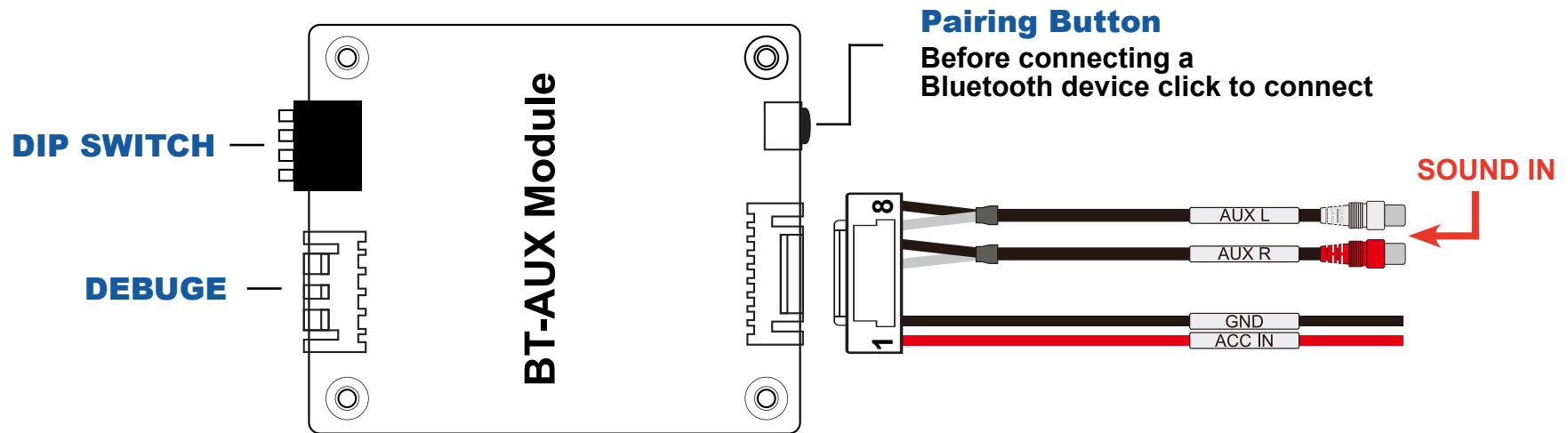
Mercedes-Benz

Car Models	Production Year	Specific Models
A,CLA,GLA	2017 -	- AUDIO 20, NTG5
B,C,V,GLC,SLC	2017 -	- AUDIO 20, NTG5
E,S,CLS,GLE	2016 -	- NTG5, NTG5.5

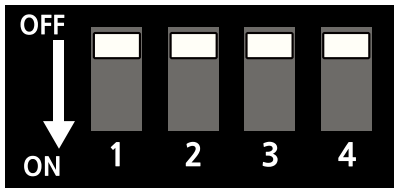


BMW

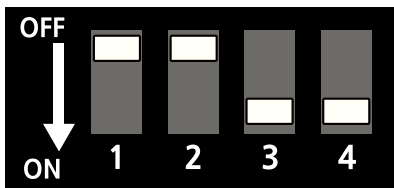
Car Models	Production Year	Specific Models
1,2,3,4,5,6,7	2017 -	- NBT EVO ID5, NBT EVO ID6
X3,X5	2017 -	- NBT EVO ID5, NBT EVO ID6



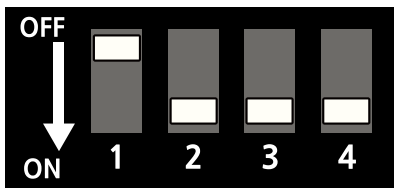
DIP Switch Settings



BENZ
PORSCHE (PCM 4.0)
VOLVO (V-Sensus)



BMW
(PIN CODE : 0000)



RANGE ROVER
VELAR
(PIN CODE : 1234)

PORSCHE
NEW CAYENNE
NEW PANAMERA

Main Cable		
1	RED	12V
2	BLACK	GND
3		BT_TXD
4		BT_RXD
5	WHITE	AUX_R
6	BLACK	GND
7	WHITE	AUX_L
8	BLACK	GND

HOW TO PAIRING (BMW)



01. Enter the Media/Radio Menu



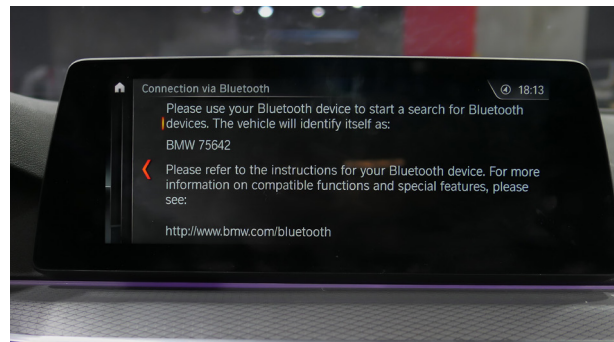
02. Select Manage mobile devices



03. Select Connect new device



04. Select Bluetooth audio



05. Ready to Connection via Bluetooth



06. Press the pairing button (1 sec)



07. Enter the passkey "0000"



08. Connection complete

You Tube
VIDEO GUIDE LINK

www.  **INDIWORK** .co.kr

Copyright © indiwork. All Rights Reserved.